

Day-0 Onboarding Guide




Table of contents:

- Welcome to **Google Workspace**
- Login into **Virtusa environment**
- Login into **Mobile devices**
- Support-Apps Academy, Support ID
- Appendix



Welcome to Google Workspace

Your New Toolset

THEN

Communicate



Outlook



Teams

Store & Share



OneDrive



SharePoint

Collaborate



Word



PowerPoint



Excel

Take Notes



OneNote

NOW



Gmail



Calendar



Google Chat



Google Meet



Drive



Docs



Sheets



Slides



Sites




Forms



Docs

Login to Virtusa environment in 2 Steps



Step 1 - OKTA Verification

This is a **one time registration** for a user

Steps to follow:

01

Install **Okta Verify** app from **Apple Appstore/Google Play Store**.

02

Click on '**Get Started**' and Select **Next**.

03

Click on **Add Account** and enter the email URL

["https://identity.virtusa.com/"](https://identity.virtusa.com/)

04

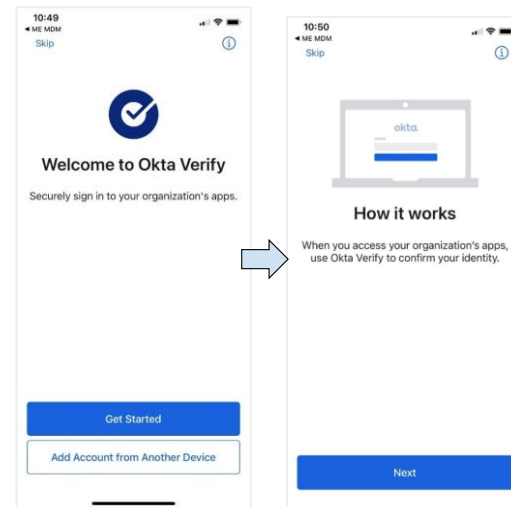
Enter your email address and password.

05

Detailed **step by step guide** : [Click here](#)

Note :

- For accessing Google Workspace, you will need to use OKTA for MFA.
- For accessing any other Virtusa applications, you will continue to use **ENTRA** for MFA. You can refer to [this link](#) in case you need to configure MS Authenticator App.

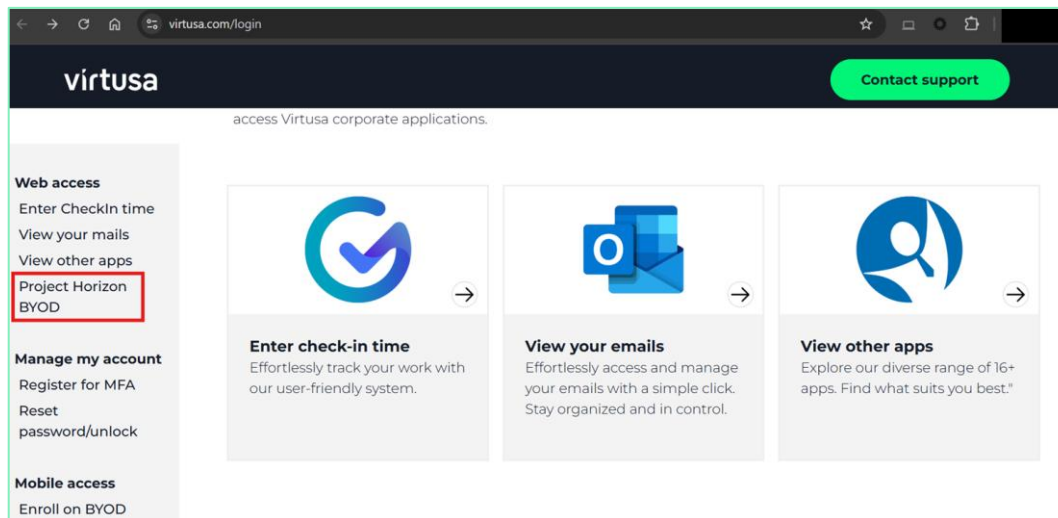


Step 2 - Login via BYOD Portal


- Go to login.virtusa.com
- On the left Select “**Project Horizon BYOD**” to access the zscaler RBI Portal link.
- Login using Microsoft Authenticator(during coexistence)

Note :

- For accessing Google Workspace, you will need to use OKTA for MFA.
- For accessing any other Virtusa applications, you will continue to use **ENTRA** for MFA. You can refer to [this link](#) in case you need to configure MS Authenticator App.



**Login to Gmail
on your
Mobile Devices**



Step 1 : Mobile Device Enrollment

Mobile Device Enrollment:

For mobile access to Gmail follow the step by step guide ([Click here](#)) to

1. Dis-enroll your device from existing MDM policy
2. Enroll the device with new MDM Policy.

Devices Supported:

- Apple Devices: The enrolling device must be running iOS 16.0 and above.
- Android Devices: The enrolling device must be running Android OS version 13.0 or later versions.

Step 2 : How to Login

After completing the MDM Enrollment process in your devices, refer to the guides below depending on your mobile device.

Follow this step by step guide for Android :
[Click Here](#)

Follow this step by step guide for iOS:
[Click Here](#)

Support



Support for Google Workspace :

If have any **How to questions with any features**, you can ask your personalized Assistant **Gemini** ✨

<https://gemini.google.com>

Apps Academy, your go to resource for learning Google Workspace. You can access **Apps Academy** through **emPower** or go to

<https://sites.google.com/virtusa.com/appsacademy/home>

For additional information/issues, please reach out to IT Service Desk by logging a ticket at <https://virtusa.servicenow.com>

Join our Teams channel: Project Horizon War Room
[Project Horizon - War Room | Microsoft Teams](#)



Thank You

